



State Council of Education Research and Training Chhattisgarh, Raipur



RUBRICS



English

Class 1 to 8

Year 2019-20

मार्गदर्शक

पी. दयानंद (IAS)

संचालक

राज्य शैक्षिक अनुसंधान और प्रशिक्षण परिषद, छ.ग., शंकरनगर, रायपुर

सहायक नोडल अधिकारी राज्य आकलन केन्द्र

डॉ. सुनीता जैन

अतिरिक्त संचालक

राज्य शैक्षिक अनुसंधान और प्रशिक्षण परिषद, छ.ग., शंकरनगर, रायपुर

विशेष सहयोग

के.पी.एम.जी., इंडिया

विषय समन्वयक

प्राथमिक – सुशील राठौड

पूर्व माध्यमिक – जस्सी कुरियन

संकलन

डेकेश्वर प्रसाद वर्मा

तकनीकी सहयोग

आई संधारानी, संतोष कुमार तंबोली

ले-आउट

सुधीर वैष्णव

आमुख

किसी भी समाज की शिक्षा उस समाज की आवश्यकताओं और चुनौतियों के परिप्रेक्ष्य में होनी चाहिए। वर्तमान संदर्भों में यह जरूरी है कि बच्चे न केवल राष्ट्र के योग्य नागरिक बने बल्कि वैश्विक नागरिक बन कर सफलता हासिल करें। यह तभी संभव होगा, जब बच्चों में वैश्विक कौशलों का विकास किया जाए, जिससे प्रत्येक बच्चा हुनरमंद, योग्य नागरिक बनकर समाज की उन्नति में अपना योगदान दे सके।

यह आवश्यक हो गया है कि प्रत्येक बच्चे के नजरिये से शिक्षा व्यवस्था का विश्लेषण किया जाए। इस विश्लेषण से उपजे परिणाम विकास का रास्ता तय करने में हमारी मदद करेंगे।

इस दिशा में सार्थक प्रयास आरंभ किए गए। राज्य स्तर पर सर्वप्रथम मंथन कार्यशालाओं का आयोजन किया गया। इन कार्यशालाओं में से एक प्रमुख चुनौती पूरी तीव्रता के साथ उभर कर सामने आई, वह थी, कक्षाओं में आकलन और अध्यापन का अलग-अलग होना। इससे बच्चों की नियमित व सतत् प्रगति का आकलन दुष्कर कार्य सिद्ध हुआ, साथ ही बच्चों के लिए सही समय पर उपचारात्मक शिक्षण (Remediation) में भी कठिनाईयाँ आईं।

आकलन यदि सीखने-सिखाने की प्रक्रिया का आवश्यक अंग बन जाता है तो बच्चे की प्रगति की नियमित जानकारी ली जा सकेगी, इस जानकारी के विश्लेषण के आधार पर यह पता लगाना संभव हो सकेगा कि कहाँ और किन क्षेत्रों में किस तरह के उपचार या सुधार कार्यों की आवश्यकता है।

इस रणनीति के तहत राज्य आकलन केन्द्र की स्थापना कर आगामी तीन वर्षों में सुधार, प्रगति व गुणवत्ता संवर्धन हेतु लक्ष्य निर्धारित किए गए :

- | | |
|---------------------|---------------|
| 1. सत्र 2019-20 में | बेसलाइन आकलन |
| 2. सत्र 2020-21 में | मिडलाइन आकलन |
| 3. सत्र 2021-22 में | एण्डलाइन आकलन |

इस तरह लक्ष्य को अंजाम तक पहुँचाने की पूर्ण तैयारी की गई। समूची शिक्षा व्यवस्था के प्रत्येक अंग को रचनात्मक, सावधिक एवं योगात्मक आकलन के लिए तैयार किया गया है। विषयवार लर्निंग आउटकम्स आधारित अभ्यास पुस्तिकाएँ, प्रश्न बैंक, रूब्रिक्स तैयार कर स्कूलों में भेजने एवं प्रशिक्षणों की सशक्त व्यवस्थाएँ राज्य स्तर पर की गई हैं। हमारा यही प्रयास हमारी गुणवत्तापूर्ण शैक्षणिक विकास यात्रा को सार्थकता प्रदान करेगा।

इसी क्रम में यह शैक्षिक सामग्री आपको सौंपी जा रही है। विश्वास है कि बच्चों में विभिन्न कुशलताओं के विकास करने में यह सामग्री आपको सहयोग प्रदान करेगी।

नवम्बर 2019

रायपुर

पी.दयानंद IAS

संचालक

एस.सी.ई.आर.टी., छ.ग.

अनुक्रमणिका

| Sr. No. | Class | | Page No. |
|---------|-------|---|----------|
| 1. | One | - | 1 – 4 |
| 2. | Two | - | 5 – 10 |
| 3. | Three | - | 11 – 14 |
| 4. | Four | - | 15 – 17 |
| 5. | Five | - | 18 – 22 |
| 6. | Six | - | 23 – 26 |
| 7. | Seven | - | 27 – 34 |
| 8. | Eight | - | 35 – 40 |

Class - 1

| Chapter | Sub-topics | Level 1 | Level 2 | Level 3 | Level 4 |
|--|------------|--|---|--|---|
| After the session, students will be able to: | | remember, recall, list, locate, label, recite | understand, explain, illustrate, summaries, match | apply, organise, use, solve, prove, draw, computer | evaluate, hypothesise, analyse, compare, create, categories |
| Lesson - 1 Here I am | | repeat the poem after teacher. (LE105) | repeat his / her name in English. LE112 | give similar examples of things / objects. (LE112) | |
| Lesson - 2 My name is | | recite the poem with action. (LE105) | categories the gender. (boy/ girl) (LE113) | | |
| Lesson - 3 Help me God | | | make rhyming words. (LE105) | | |
| Lesson - 4 Hello! Hello! | | | | | |
| Lesson - 6 Playthings around us | | recognise the pictures of objects/ things and learn the name of those objects. (LE102) | associate the pictures of objects / things around us with its name. (LE101) | give similar examples of things/ objects. (LE102) | |
| Lesson - 7 Tool around us | | speak the name of given object/ things. (LE102) | match the objects/ things to its related category. (LE102) | | |
| Lesson - 8 Bird around us | | | differentiate the category. (LE102) | | |
| Lesson - 9 Creatures around us | | | | | |
| Lesson - 10 Shapes around us | | | | | |

Class - 1

| Chapter | Sub-topics | Level 1 | Level 2 | Level 3 | Level 4 |
|--|------------|--|---|--|---|
| After the session, students will be able to: | | remember, recall, list, locate, label, recite | understand, explain, illustrate, summaries, match | apply, organise, use, solve, prove, draw, computer | evaluate, hypothesise, analyse, compare, create, categories |
| Lesson - 11 Vegetables around us | | recognise the pictures of objects/ things and learn the names of those objects. (LE102) speak the name of given object/ things. (LE102) | associate the pictures of objects / things around us with its name. (LE101) | give similar examples of things/ objects. (LE102) | |
| Lesson - 15 Colours around us | | | match the objects/ things with its related category. (LE102) | | |
| Lesson - 16 Fruits around us | | | differentiate the category. (LE102) | | |
| Lesson - 17 Animals around us | | | | | |
| Lesson - 18 Symbols around us | | | | | |
| Lesson - 19/20 Things around us 1& 2 | | | | | |
| Lesson - 21 Clothes around us | | | | | |

Class - 1

| Chapter | Sub-topics | Level 1 | Level 2 | Level 3 | Level 4 |
|--|------------|---|---|--|---|
| After the session, students will be able to: | | remember, recall, list, locate, label, recite | understand, explain, illustrate, summaries, match | apply, organise, use, solve, prove, draw, computer | evaluate, hypothesise, analyse, compare, create, categories |
| Lesson - 22 Flowers around us | | | | | |
| Lesson - 23 Vehicles around us | | | | | |
| Lesson - 33 A fish can swim | | repeat the poem after the teacher. (LE105) | show some actions like reading, writing. (LE107) | | |
| Lesson - 34 Good morning children | | recite the poem with action. (LE105) | point out action words. (LE113) | | |
| Lesson - 35 Open your books | | | make rhyming words. (LE105) | | |
| Lesson - 37 | | | | | |

Class - 1

| Chapter | Sub-topics | Level 1 | Level 2 | Level 3 | Level 4 |
|---|------------|--|---|--|---|
| After the session, students will be able to: | | remember, recall, list, locate, label, recite | understand, explain, illustrate, summaries, match | apply, organise, use, solve, prove, draw, computer | evaluate, hypothesise, analyse, compare, create, categories |
| Lesson - 5 Tracing 1 & 2 Arrows, lines slants, drops | | trace the lines, arrows, slants and drops join dots, lines, curves. trace the letters of the alphabets. (LE115) | change the capital letters into small and small into capital. (LE104) | | |
| Lesson - 14 Tracing 3 | | write small and capital letters. (LE115) | | | |
| Lesson - 25 Tracing 4 & 5 | | | | | |
| Lesson - 32 Tracing 6, 7, & 8 curves, circles | | | | | |
| Lesson - 36 Tracing 9 & 19 Dots, lines, curves to letters of the alphabets capital & small | | | | | |

Class - 2

| Chapter | Sub-topics | Level 1 | Level 2 | Level 3 | Level 4 |
|--|------------|--|---|--|---|
| After the session, students will be able to: | | remember, recall, list, locate, label, recite | understand, explain, illustrate, summaries, match | apply, organise, use, solve, prove, draw, computer | evaluate, hypothesise, analyse, compare, create, categories |
| Lesson - 1 About me | | tell about themselves. (E204) | understand the relation between family members. (New) | | |
| Lesson - 2 Good Morning Song | | recite the poem with action and proper intonation. (E 201) find rhyming words for the given word (given in the text book) (E202) | differentiate between similar sounds and different sounds. (New) | | |
| Lesson - 3 Search Engine | | find the path from A to Z (E 202) find the first letter of her/his name. (New) | | | |
| Lesson - 4 Prayer Time (God is Great) | | recite the poem with action and proper intonation. (E 201) find rhyming words for the given words (given in the text book) (E202) associate capital letters to small letters. (E101) | understand the purpose of prayer. (E202) find rhyming words apart from the text book. (E202) understand the meaning and use of 'thank you' (E206) | | |

Class - 2

| Chapter | Sub-topics | Level 1 | Level 2 | Level 3 | Level 4 |
|--|------------|---|---|--|---|
| After the session, students will be able to: | | remember, recall, list, locate, label, recite | understand, explain, illustrate, summaries, match | apply, organise, use, solve, prove, draw, computer | evaluate, hypothesise, analyse, compare, create, categories |
| Lesson - 5 Reference Time (1-6) | | tell about small things which is used in our life. (E 202) know the English name of the given picture from text book. (E202) | match the words with the picture given from text book. (E202) | | |
| Lesson - 6 Big and Small | | recite poem with action. (E201) find rhyming words for the given word (given in the text book) (E201) | compare the things according to size with the help of visual clue. (E 207) find rhyming words apart from the text book. (E201) | | |
| Lesson - 7 Worksheet - 1 | | | understand the size and pronunciation of the letters. (E 201) understand the character through pictures. (E201) differentiate the capital and small letters. (E 203) | | |

Class - 2

| Chapter | Sub-topics | Level 1 | Level 2 | Level 3 | Level 4 |
|--|------------|---|--|--|---|
| After the session, students will be able to: | | remember, recall, list, locate, label, recite | understand, explain, illustrate, summaries, match | apply, organise, use, solve, prove, draw, computer | evaluate, hypothesise, analyse, compare, create, categories |
| Lesson - 8 Reference Time (7-10) | | tell about small things which is used in our life. (E202) know the English names of the given pictures from the text book. (E203) | match the words with the picture given from the text book. (E203) | | |
| Lesson - 9 Worksheet - 2 | | | (1) recognize the pictures and choose the correct word (spelling) (E203) | | |
| Lesson - 10 What do you eat? | | recite poem individually/ in groups with correct pronunciation and intonation. (E201) find rhyming words for the given word. (given in the text book) (E201) | understand about animals and its food. (New) understand their own diet. (New) | try to speak about the poem further. (E201) | |
| Lesson - 11 Reference Time (11-15) | | tell about small things which is used in our life. (E202) know the English name of the given pictures from the text book. (E203) | match the words with the picture given from the text book. (E202) | | |

Class - 2

| Chapter | Sub-topics | Level 1 | Level 2 | Level 3 | Level 4 |
|--|------------|--|--|--|---|
| After the session, students will be able to: | | remember, recall, list, locate, label, recite | understand, explain, illustrate, summaries, match | apply, organise, use, solve, prove, draw, computer | evaluate, hypothesise, analyse, compare, create, categories |
| Lesson - 12 Worksheet - 3 | | recognise and match with first letter. (E202) | recognize the picture and fill the blanks. (E202) | | |
| Lesson - 13 Reference Time (16-26) | | associate the pictures with letters.(E101) | understand the sound of alphabet. (E201) recognize the picture and match the words with given picture. Or see the picture and fill in the blanks. (E202) | | |
| Lesson - 14 Worksheet (4-13) | | copy small letters in the practice sheet. (E202) associate pictures with their name. (E202) | recognize the picture and write their English name. (E201) write the names of fruits, animals and action. (E203) understand the concept of numbers. (ball-balls) (New) | | |
| Lesson - 15 ABCD Song | | recites poem with action and correct intonation. (E201) | | | |

Class - 2

| Chapter | Sub-topics | Level 1 | Level 2 | Level 3 | Level 4 |
|--|------------|--|---|---|---|
| After the session, students will be able to: | | remember, recall, list, locate, label, recite | understand, explain, illustrate, summaries, match | apply, organise, use, solve, prove, draw, computer | evaluate, hypothesise, analyse, compare, create, categories |
| Lesson - 16 Days of the week | | remember and recall the number of days in a week. (E202) fill the blanks with the correct answer given from the text book. (E202) | understand the meaning of today tomorrow and yesterday. (New) | | |
| Lesson - 17 Numbers | | associate numbers with the word. (E101) | match the numerals to their word name. (E101) | | |
| Lesson - 18 They help us | | know about our helpers like doctor, postman. (E202) | recognise professionals with the help of picture. (E202) | | |
| Lesson - 19 Ramu and the Rat | | recites poem individually / in groups with action. (E201) find rhyming words for the given word which is given in the text book. (E201) | understand about our body parts. (E204) find rhyming words apart from the text book. (E201) | cut and paste various pictures into the portfolio. (E209) | |
| Lesson - 20 The Parrot | | recites poem individually / in groups with action. (E201) find rhyming words for the given word. (E201) | understand the colours of animals or objects. (E207) understand the parrot speaks like a human being. (New) | cut and paste various pictures into the portfolio. (like - birds, pet animals) (E209) | |

Class - 2

| Chapter | Sub-topics | Level 1 | Level 2 | Level 3 | Level 4 |
|--|------------|--|--|---|---|
| After the session, students will be able to: | | remember, recall, list, locate, label, recite | understand, explain, illustrate, summaries, match | apply, organise, use, solve, prove, draw, computer | evaluate, hypothesise, analyse, compare, create, categories |
| Lesson - 21 The Butterfly | | recites poem individually / in groups with action and proper intonation. (E201) find rhyming words for the given word. (E201) | know and tell about the animals and birds. (E203) understand the different colours. (E207) | make a picture of a butterfly in the notebook. (E209) | |
| Lesson - 22 I See | | find rhyming words for the given word. (E201) | find rhyming words apart from the book. (E202) understand the simple adjectives related to size, shape & colour. (E207) | draw a picture of a sun and moon. (E209) | |
| Lesson - 23 The Clock | | recites poem individually / in groups. (E201) find rhyming words for the given word. (E207) | find rhyming words apart from the book. understand the time. (E201) | draw a picture of a clock. (E209) | |

Class - 3

| Chapter | Sub-topics | Level 1 | Level 2 | Level 3 | Level 4 |
|--|------------|--|---|---|---|
| After the session, students will be able to: | | remember, recall, list, locate, label, recite | understand, explain, illustrate, summaries, match | apply, organise, use, solve, prove, draw, computer | evaluate, hypothesise, analyse, compare, create, categories |
| Chapter 1 God bless you | | recite poem with correct pronunciation. and intonation (E301) find rhyming words from the textbook. (New) | find rhyming words apart from the textbook. (New) identify describing words (E308) (E207) | use pronoun like we, you etc. in the given context. (E308) | |
| Chapter 2 Let's know each other | | recognize birds and tell their names in English. to learn the names of birds in English (E314) | identify Proper noun. (E308) | introduce themselves. (E308) | |
| Chapter 3 Who is Who | | recognize professionals with the help of pictures learn the names of professionals in English. (E314) | read small texts and comprehend. (E 304) answer comprehension question from given text. (E304) | introduce others. (E308) use pronouns as per given context. (E308) | |

Class - 3

| Chapter | Sub-topics | Level 1 | Level 2 | Level 3 | Level 4 |
|--|------------|--|--|--|---|
| After the session, students will be able to: | | remember, recall, list, locate, label, recite | understand, explain, illustrate, summaries, match | apply, organise, use, solve, prove, draw, computer | evaluate, hypothesise, analyse, compare, create, categories |
| Chapter 4 Hello Hello | | | draw hands on clock by reading texts. (E314) draw hands on clock by listening text. (E314) | greet according to time. (E306) tell time in English. write times in English. (E314) | |
| Chapter 5 God made all | | recite poem with correct pronunciation. and intonation. (E301) | add suffix like full, ness to make new words. (New) | use describing words in the given context. (E308) | |
| Chapter 6 The week | | tell the days of the week in English. (E314) write the days of week in English. (E314) find rhyming words from the textbook. (New) answer question related to text book. (E202) | find rhyming words apart from the textbook. (New) Infer meaning of a word by its use in context arrange days of week according to their order. (E304) (E202) read text and comprehend. (E202) | write days of the week in proper order. (E304) | |

Class - 3

| Chapter | Sub-topics | Level 1 | Level 2 | Level 3 | Level 4 |
|--|------------|---|--|--|---|
| After the session, students will be able to: | | remember, recall, list, locate, label, recite | understand, explain, illustrate, summaries, match | apply, organise, use, solve, prove, draw, computer | evaluate, hypothesise, analyse, compare, create, categories |
| Chapter 7 In the year | | <p>tell the name of the months of a year in English. (E304)</p> <p>write the months of the Year in English. (E304)</p> <p>find rhyming words from the textbook. (New)</p> <p>answer questions related to text.</p> | <p>find rhyming words apart from the textbook. (New)</p> <p>infer meaning of a word by its use in the context. (E409)</p> <p>arrange months of the year according to their order. (E304)</p> | answer the questions by comprehending a calendar. (E314) | |
| Chapter 8 Parts of the body | | <p>tell the name of the parts of body in English. (E304)</p> <p>write the name of parts of body in English. (E304)</p> <p>find rhyming words from the textbook. (New)</p> <p>associate work of body parts with body parts. (E204)</p> | <p>find rhyming words apart from the textbook. (New)</p> <p>read text and comprehends. (E304)</p> | | <p>tell the works of a body part. (E314)</p> <p>write the works of a part of body. (E314)</p> |

Class - 3

| Chapter | Sub-topics | Level 1 | Level 2 | Level 3 | Level 4 |
|--|------------|---|---|---|---|
| After the session, students will be able to: | | remember, recall, list, locate, label, recite | understand, explain, illustrate, summaries, match | apply, organise , use, solve, prove, draw, computer | evaluate, hypothesise, analyse, compare, create, categories |
| Chapter 9 Doing things | | <p>recognise action words with the help of picture. (E312)</p> <p>recognize actions by watching demonstrations. (E313)</p> <p>make a list of action words. (E313)</p> | <p>match action words with picture. (E202)</p> <p>respond through actions by listening the action words.</p> <p>respond through actions by listening the action words. (E308)</p> | <p>a) use action words in the given context. (E308)</p> | |

Class - 4

| Chapter | Sub-topics | Level 1 | Level 2 | Level 3 | Level 4 |
|--|------------|--|--|---|--|
| After the session, students will be able to: | | remember, recall, list, locate, label, recite | understand, explain, illustrate, summaries, match | apply, organise, use, solve, prove, draw, computer | evaluate, hypothesise, analyse, compare, create, categories |
| Chapter 1 Kite | | recognize rhyming words from the given poem from the text book. (New) | write rhyming words from a given poem a part from text book. (New) | use 'can' or can't to show ability. (New) | write two or three lines about the uses of a thing like - a pen, a book, etc. (E313) |
| Chapter 2 Let's have fun | | answer the questions related with the lesson. (E501) tell/ write tongue twister given in the exercise. (E407) | read small text and comprehend. (E304) | use present simple tense. (E416) use punctuation marks in writing / speaking. (E311) | |
| Chapter 3 Radha in a toy shop | | rearrange the letters to make a word. (New) | | ask closed-ended/ short answer type questions. | respond to close ended/ short answer type questions. take part in a role-play. (E302) |

Class - 4

| Chapter | Sub-topics | Level 1 | Level 2 | Level 3 | Level 4 |
|--|------------|--|--|---|--|
| After the session, students will be able to: | | remember, recall, list, locate, label, recite | understand, explain, illustrate, summaries, match | apply, organise, use, solve, prove, draw, computer | evaluate, hypothesise, analyse, compare, create, categories |
| Chapter 4 Mice | | find rhyming words from the poem. (from the textbook) (New) | find rhyming words apart from the textbook. (New) find opposites of a given word. (E310) | recite the poem with action and proper intonation. (E401) use describing words like long, small, pink, white, etc. to show quality. (E207) | |
| Chapter 6 The train ride | | use vocabularies related to means of transport. (E314) | read small texts and comprehend. (E304) sequence the incidents occurred in the textbook. (E304) | use phrasal verbs "get on, get off" in given context. (New) | write/ speak his or her experiences of any visit/ journey in 4-5 sentences. (E418) |
| Chapter 7 What does little birdie say | | find rhyming words from textbook. (New) recite the poem with action and proper intonation. (E401) | use comparative degree to compare objects in given context. (New) | | |

Class - 4

| Chapter | Sub-topics | Level 1 | Level 2 | Level 3 | Level 4 |
|--|------------|--|---|--|---|
| After the session, students will be able to: | | remember, recall, list, locate, label, recite | understand, explain, illustrate, summaries, match | apply, organise, use, solve, prove, draw, computer | evaluate, hypothesise, analyse, compare, create, categories |
| Chapter 8 In the pond | | | read small texts and comprehend. (E304) arrange jumbled sentences to make a story they have read. (E304) | use punctuations in writing like full stop(.), exclamatory mark(!), inverted comma(" "), comma(,) etc. (E413) use simple past tense to narrate a story. (New) | |
| Chapter 9 Mona's Farm | | use vocabulary related farm. | read small texts and comprehend. (E304) use dictionary to find word. (E410) | Frame and use 'WH' questions. (New) use relative pronoun. (E308) | take part in a role play. (E302) |
| Chapter 10 Bird talk | | find rhyming words from textbook. (New) recite the poem with action and proper intonation. (E401) | find rhyming words apart from textbook. (New) | | understand main idea of the poem. (E304) |

Class - 5

| Chapter | Sub-topics | Level 1 | Level 2 | Level 3 | Level 4 |
|--|------------|---|---|--|---|
| After the session, students will be able to: | | remember, recall, list, locate, label, recite | understand, explain, illustrate, summaries, match | apply, organise, use, solve, prove, draw, computer | evaluate, hypothesise, analyse, compare, create, categories |
| Chapter 1 The balloon man | | answer the questions related to the given story. (E501) | read text and comprehend. (E508) arrange the events in proper order according to the story. (E508) | distinguish between simple past and simple present. (E512) | narrate story in brief. (E502) |
| Chapter 2 Sattu goes shopping | | answer the questions related to the given story. (E501) write dictation from text. | read text and comprehend. (E508) arrange the events in proper order according to the story. (E508) distinguish between countable and uncountable noun. (E512) | make requests by using may. (E206) use polite words like sorry, thank you, please etc. (E206) | take part in a role play. (E419) write four or five lines about your experiences of shopping in the market. (E501) |

Class - 5

| Chapter | Sub-topics | Level 1 | Level 2 | Level 3 | Level 4 |
|--|------------|---|---|--|---|
| After the session, students will be able to: | | remember, recall, list, locate, label, recite | understand, explain, illustrate, summaries, match | apply, organise, use, solve, prove, draw, computer | evaluate, hypothesise, analyse, compare, create, categories |
| Chapter 3 The fish and the duck | | answer the questions related to the given story. (E501) | read text and comprehend. (E508) arrange the events in proper order according to the story. (E508) distinguish between proper and common noun. (E512) | use simple past tense to narrate a story. (E512) use appropriate punctuation marks in writing and reading. (E513) | write four or five lines about the characters of the lesson. (E313) |
| Chapter 4 Cats | | rearrange the letters to make new words read in text book. (New) identify rhyming words from the textbook. (New) | infer meaning of unfamiliar words by reading them in context. (E409) identify rhyming words apart from the textbook. (New) | use appropriate prepositions in the given context. (E416) | |

Class - 5

| Chapter | Sub-topics | Level 1 | Level 2 | Level 3 | Level 4 |
|--|------------|--|--|---|--|
| After the session, students will be able to: | | remember, recall, list, locate, label, recite | understand, explain, illustrate, summaries, match | apply, organise, use, solve, prove, draw, computer | evaluate, hypothesise, analyse, compare, create, categories |
| Chapter 5 At the platform | | answer the questions related to the given story. (E501) | read text and comprehend. (E508) arrange the events in proper order according to the story. (E304) recognise the words which are as it is taken from the Hindi language. (New) | use appropriate punctuation marks in writing and reading. (E413) (E412) use appropriate greetings in real life situation. (E206) | write or say 4 to 5 lines about the scene of railway station. (E313) |
| Chapter 6 Zoo manners | | recite the poem with proper pronunciation and intonation. (E401) identify rhyming words from the textbook. (New) answer the questions related to the poem. (New) | understand the manners of visiting a place. Ex: what to do? what not to do? (New) identify rhyming words apart from the textbook. (New) | | describe the picture in four or five lines. (E313) (E513) |

Class - 5

| Chapter | Sub-topics | Level 1 | Level 2 | Level 3 | Level 4 |
|--|------------|---|--|--|---|
| After the session, students will be able to: | | remember, recall, list, locate, label, recite | understand, explain, illustrate, summaries, match | apply, organise, use, solve, prove, draw, computer | evaluate, hypothesise, analyse, compare, create, categorise |
| Chapter 7 The sky is falling | | answer the questions related to the given story. (E501) | read text and comprehend. (E508) arrange the events in proper order according to the story. (E304) distinguish between present continuous tense and past continuous tense. (New) | describe the picture. (E419) use appropriate punctuation marks in writing and reading. (E412) (E413) ask WH type questions. (New) respond to WH type questions. (New) | draw a conclusion of the story. (E509) |

Class - 5

| Chapter | Sub-topics | Level 1 | Level 2 | Level 3 | Level 4 |
|--|------------|--|--|--|--|
| After the session, students will be able to: | | remember, recall, list, locate, label, recite | understand, explain, illustrate, summaries, match | apply, organise, use, solve, prove, draw, computer | evaluate, hypothesise, analyse, compare, create, categories |
| Chapter 8 Wake up | | <p>recite the poem with proper pronunciation and intonation. (E401)</p> <p>identify rhyming words from the textbook. (New)</p> <p>answer the questions related to the poem. (E501)</p> | <p>infer meaning of unfamiliar words by reading them in context. (E409)</p> <p>identify rhyming words apart from the textbook. (New)</p> | describe the morning scene. (E313) | write or tell gist of the poem. (E509) |
| Chapter 9 I want | | answer the questions related to the given story. (E501) | <p>read text and comprehend. (E508)</p> <p>arrange the events in proper order according to the story. (E304)</p> | <p>ask for something he or she wants. (New)</p> <p>use appropriate punctuation marks in writing and reading. (E412) (E413)</p> | write or say his or her imagination if he or she gets magic wand. (E517) |

Class - 6

| Chapter | Sub-topics | Level 1 | Level 2 | Level 3 | Level 4 |
|---|------------|--|---|---|--|
| After the lesson, students will be able to: पाठ के बाद विद्यार्थी कर सकेंगे: | | Remember, recall, list, locate, label, recite याद करना, स्मरण करना, सूचीबद्ध करना, खोजना, लेबल करना, वर्णन करना | Understand, explain, illustrate, summarise, match समझना, व्याख्या करना, संक्षेप में लिखना, उदाहरण देना, मेल करना | apply, organise, use, solve, prove, draw प्रयोग करना, व्यवस्थित करना, उपयोग करना, हल करना, साबित करना, चित्रण करना | evaluate, hypothesise, analyse, compare, create, categorise मूल्यांकन करना, परिकल्पना करना, विश्लेषण करना, तुलना करना, सृजन करना, वर्गीकरण करना |
| Lesson - 1 Conversation | Reading | Recite the poem. | Understand the houses of the explain | Use the coords in this own set organise the poem in proper sequence | 1.Compare the sizes of animals 2.categorise (pet and wild animals) |
| | Vocabulary | Remember to lines Recall the poem | Match summarise in the form of fill up | | |
| Lesson - 2 The sun goes on holidays | Reading | Remembers answer based on questions from the text. (L) | Uses opposite words in sentences. (V) Matching the synonyms (V) | Organise the lined given according to the lesson. (W) | What will happen if you mother goes for a holiday leaving you alone. (W) (Telling /Writing what might happen in an imaginary |
| | Vocabulary | Recall the difficult words. (LSW) List the describing words. (V, G) | | Draw a plant and label the parts (W) | |
| Lesson - 3 Pretending | Learning | Learners will be able to recites the poem | | | Learners will be able to - find solutions to odd situations |

| | | | | | |
|-----------------------------------|-----------|---|--|--|---|
| | Speaking | | Learners will be able to use appropriate words to speak about movements | | |
| | Reading | | | Learners will be able to -Organise the lines of the poem according to the text. | |
| | Writing | | | Use the action words | |
| Lesson - 4 A Masai Home | Listening | Learners will be able to - listen to parts of the text and answer the related questions | Learners will be able to - name other tribes of his/her state | Learners will be able to - Make sequences of the room in their house (listing) | Learners will be able to - Compare the shapes of houses and catogorise them Ex, small, big, katcha, pakka houses |
| | Speaking | | | | |
| | Reading | Make a list of things needd to make a masai home | | | |
| | Writing | | Give the examples of tribal dances | | Make/ create a small model of house. |
| Lesson - 5 Alice in wonderland | Listening | Learners are able to - remember the situation sand incidents in the text | Learners are able to - summarise understands meanings of new words the story, (Match the picture as the given words) | Learners are able to - listent the story and organise the sequences of the incidants | Learners are able to - create the characters, or hypothesese the similar situations. (W) |

| | | | | | |
|--------------------------------------|------------|---|--|--|---|
| Lesson - 6 In the heart of a seed | Listening | Learners will be able to - remember and recall the poem. Recite the poem | Learners will be able to - understand the poem and explain | Learners will be able to - able to organise poem in the sequence | Learners will be able to - evaluate the importance of the soil, water and sunlight for the germination in real life situations -through project work. |
| | Vocabulary | Find the word meaning | | Draw the picture of a seed/plant and explain (with clues) | |
| Lesson - 7 Jolly Kittens | Listening | Learners are able to - remember the dialogues respond through reading | Learners are able to - understand the story and respond | learners are able to- | Learners are able to-use things around them creatively |
| | Writing | Make list of edible thing | able to write other uses of plates | | |
| Lesson - 8 The hare on the moon | Learning | | Learners will be able to listen the story and summarise | able to learners will be able to listen and understand the story | Learners will be able to catagorise the animals into herbivores and omniviroes |
| | Reading | Reading the passage and remember the story | | organise the story according to sequence | |
| | Vocabulary | | Match the names of animals with their eating habbits | | |
| Lesson - 9 Running & Shouting | Listening | | | | |
| | Speaking | Learners will be able to recite the poem | | | Relate the main character in the poem |

| | | | | | |
|--|------------|------------------------------|---|---------------------------------|--|
| | | | | | with themselves |
| | Reading | Recite the lines of the poem | | sequence the lines of the poem. | |
| | Writing | | | | Able to are verbs in the sentences, adding - 'ing' |
| | Vocabulary | | Find more words related to the words 'running' and 'shouting' | | |

Class - 7

This is an unedited draft of how rubrics based on lessons and the related competencies can be prepared.

| Chapter | Sub-topics | Level 1 | Level 2 | Level 3 | Level 4 |
|---|------------|--|---|---|--|
| After the lesson, students will be able to: पाठ के बाद विद्यार्थी कर सकेंगे: | | Remember, recall, list, locate, label, recite याद करना, स्मरण करना, सूचीबद्ध करना, खोजना, लेबल करना, वर्णन करना | Understand, explain, illustrate, summarise, match समझना, व्याख्या करना, संक्षेप में लिखना, उदाहरण देना, मेल करना | apply, organise, use, solve, prove, draw प्रयोग करना, व्यवस्थित करना, उपयोग करना, हल करना, साबित करना, चित्रण करना | evaluate, hypothesise, analyse, compare, create, categorise मूल्यांकन करना, परिकल्पना करना, विश्लेषण करना, तुलना करना, सृजन करना, वर्गीकरण करना |
| Lesson - 1 Hobble - Bobble | Listening | Recite the poem (E7 02) | Use action words appropriately. (E7 16) | Use these words appropriately according to meaning (V) (E7 13) | |
| | Speaking | Recalls action words in the poem (E8 08) | Summarizes the poem | Can unite the different words in given situation. (E8 16) | Critically analyzes the situation without water and write a paragraph (E8 21) |
| | Reading | Will be able to identify the words which the child uses to play with water. Finds out rhyming words from the poem | Matches the verbs and noun phrases appropriately (V,W) (E716) | | |
| Lesson - 2 The Missing Whistle | Listening | | Identifies the characters from lesson. (E7 09) | | |

| | | | | | |
|-------------------------|------------|--|---|--|--|
| | Speaking | Asks and reponds questions based on text. (E7 07) | | | Compare the situation with oneself. (E7 09) |
| | Reading | Read aloud lesson with praper pause,intonation and pronunciation (E7 02) | Identifies the characters from lesson. (E7 09) | | |
| | Writing | Asks and responds question based on text (E7 07) | | Sequences the given lines according to lesson. (E7 09) | Compare the situation with yourself. (E7 09) |
| | Vocabulary | Select the correct rhyming word from the passage. | Infers the meaning of unfamiliar words. (E7 13) | | |
| Lesson - 3 Hand Care | Listening | Recalls spellings of new words. | Match the intructions with pictures. (E7 16) | Uses the new words to express thoughts. (E7 05) | "Prevention is better than cure explain using hints. |
| | Speaking | | Ask the responds questions based on text. (E7 07) | Gives instruction (E7 05) | "What would happen if you eat food with dirty hands" |
| | Reading | | Match the intructions with pictures. (E7 16) | Sequences instructions. (E7 09) | |
| | Writing | | Will be able to write the question / answer based on text (E7 07) | Uses the new words to express thoughts giving instructions (E7 05) | "Prevention is better than cure'. explain using hints. (E7 03) |

| | | | | | |
|----------------------------|------------|--|---|--|--|
| | Vocabulary | | Identifies the correct meaning of new words. (E7 13) | Sequencing instruction. (E7 09) | "What would happen if you eat food with dirty hands" Explain. |
| Lesson - 4 A Masai Home | Listening | | | | |
| | Speaking | Remember the difficult words. (E7 14) | | | Will be able to speak about any miraculous person/ incident. (E7 06) |
| | Reading | Will be able to read the passage with proper pause intonation etc. (E7 02) | Will be able to read the lesson and able to answer the questions. (E7 07) | | |
| | Writing | | | Make sentences using given words. Will be able to sequence the line according to lesson. (E7 09) | |
| | Vocabulary | | Match the description with correct words. (E7 14) | | |
| | Grammar | | Match the column to make compound words. (E7 16) | | |
| Lesson - 5 | Listening | Listen to the lesson and answer the questions (E7 01) | | | |
| | Speaking | | | | |

| | | | | | |
|--------------------------------|------------|--|--|---|--|
| | Reading | Read the lesson with correct pronunciation. (E7 02) | Able to answer the questions (E7 01) | | |
| | Writing | | | | |
| | Vocabulary | | | | |
| | Grammar | | | Complete the table with using phrases. (E7 16) | |
| Lesson - 6 Unity is Stenght | Listening | Listen and write difficult words. (E701) | | | |
| | Speaking | | Identify the main idea and summarise the lesson . | | |
| | Reading | Read the lesson with proper pause, intonation etc. (E7 02) | Reading with understanding and answer the questions. (E7 09) | | |
| | Writing | Write difficult words. (E7 13) | | 1.Will be able to arrange jumbled words to frame a correct sentence 2.sequences the lines according to lesson. (E7 09) | |

| | | | | | |
|---|------------|---|---|---|---|
| | Vocabulary | | 1. Write one word for given phrase 2. List out the proper noun from the passage. (E7 16) | | |
| | Grammar | | | | |
| Lesson - 7 Jimmy Jet and His T.V. Set | Listening | Listen and repeat the poem. | | | |
| | Speaking | | | | |
| | Reading | Read the poem with proper pause, intonation & rhythm. (E7 02) | | | |
| | Writing | | Identifies the main idea. (E7 09) | | Will be able to relate the poem with real life. (E7 09) |
| | Vocabulary | | Understand meaning of difficult words using dictionary. (E7 14) | Will be able to write sentences using homophones. (E7 16) | |
| | | | | | |
| Lesson - 8 A Serious Talk | Listening | | Listen and complete the table. (E7 01) | | |
| | Speaking | Will be able to answer the question orally. (E7 01) | | Role play children will able to act. (E7 03) | |

| | | | | | |
|--------------------------------------|------------|--|---|--|--|
| | Reading | Reading the lesson with proper pause intonation. (E7 02) | | 1. Listing the things (work allotted to some one) from the table 2.organises the lines according to lesson. (E7 09) | |
| | Writing | Remembers the difficult word. (E7 13) | Understand the lesson and will be able to answer the questions. (E7 07) | | Collect same animals and insects that they never be friends, paste them and wirte their names. (E7 19) |
| | Vocabulary | Complete the puzzle. (E7 16) | Match the movements with the picture. (E7 16) | | |
| | Grammar | | Pick out the verbs (E7 16) | use of 'if' from the given passage. | |
| Lesson - 9 Have a Cup of Nice Tea | Listening | Listen and wirte the new words. (E7 01) | Listen and complete the table. (E7 01) | | |
| | Speaking | | | | |
| | Reading | Choose the correct options from the passage. (E7 01) | Understand and read the graph. (E7 09) | Read the discription and make a graph. (E7 08, 09) | |
| | Writing | Remembers the meaning of difficult words. (E7 13) | Understand the lesson and able to answer the questions. (E7 01) | Complete the flow chart wirte a Bio-data of yourself. (E7 09, 17) | What would you like to be when you grow up. (E7 19) |

| | | | | | |
|---|------------|---|--|--|--|
| | Vocabulary | | 1. Read the riddles and find out correct words 2. Give one word. (E7 07) | | |
| Lesson - 10 Our Little River | Listening | Listen and repeat the poem. (E7 02) | Listen the passage and complete the table. (E7 01) | | |
| | Speaking | Recite the poem with proper rhythm. (E7 02) | | | |
| | Reading | | Read the news paper extract and answer the question. (E7 07) | Read the phrases and complete the table. (E7 16) | |
| | Writing | Remembers the difficult word. (E7 13) | Understand the poem and answer the questions. (E7 01) | Make sentences using given words. (E7 16) | |
| | Vocabulary | List the describing words from the poem. (E7 16) | | | |
| Lesson - 11 Grand Children by Surprise | Listening | Will be able to listen the story. Listen & Write difficult words. | Listen the passage and answer the questions. (E7 01) | | |
| | Speaking | | | Able to summarise the lesson. | |
| | Reading | Read the lesson with proper pause & intonation. | Understand the lesson & answer the questions (E7 01) | | |

| | | | | | |
|--|------------|--|--|---|---|
| | Writing | Write the difficult words. | Understand the lesson & answer the questions (E7 01) | 1. Notice writing 2. make a flow chart with appropriate use of voice | |
| | Vocabulary | Pick out the word from the table and complete the sentences. | | | |
| | Grammar | | | Uses phrases in sentences. | Distinguish between America spelling & British spelling |
| Lesson - 12 The Chinese Our Neighbour | Listening | | Will be able to listen the passage and complete the table. (E7 01) | | |
| | Speaking | | | | |
| | Reading | Read the lesson with proper pause and intonation. (E7 02) | | | |
| | Writing | | Understand the lesson and able to answer the questions. (E7 01) | 1. Will be able to frame questions (E7 10). 2. Write paragraph with given hints. (E7 19) | |
| | Vocabulary | | Make a new word using proper suffix. (E7 16) | Using proper suffixes. (E7 10) | |

Class – 8

This is an unedited draft of how rubrics based on lessons and the related competencies can be prepared.

| Chapter | Sub-topics | Level 1 | Level 2 | Level 3 | Level 4 |
|---|------------|--|---|---|--|
| After the lesson, students will be able to: पाठ के बाद विद्यार्थी कर सकेंगे: | | Remember, recall, list, locate, label, recite याद करना, स्मरण करना, सूचीबद्ध करना, खोजना, लेबल करना, वर्णन करना | Understand, explain, illustrate, summarise, match समझना, व्याख्या करना, संक्षेप में लिखना, उदाहरण देना, मेल करना | apply, organise, use, solve, prove, draw प्रयोग करना, व्यवस्थित करना, उपयोग करना, हल करना, साबित करना, चित्रण करना | evaluate, hypothesise, analyse, compare, create, categorise मूल्यांकन करना, परिकल्पना करना, विश्लेषण करना, तुलना करना, सृजन करना, वर्गीकरण करना |
| Lesson - 1 Water's for | Listening | Will be able to select the words which tell what mother uses water for | Differentiates between the use of water according to mother and child | | Can discuss the importance of water. (E8 06) |
| | Speaking | Will be able to recite and remember the lines of a poem (E8 08) | Summarizes the poem (E8 06) | Can use new words in given situation. (E8 16) | Critically analyzes the situation of water scarcity and write a paragraph (E8 21) |
| | Reading | Will be able to identify the words which the child uses to play with water. | Matches the pictures with the verbs used in poem. (E 8 15) | | |
| Lesson - 2 The Shoemaker and the elves | Listening | | | | |
| | Speaking | Can narrate the story in own words. (E8 11) | Gives meaning of various words | Can arrange the sequence of jumbled story. (E8 07) | Create the dialogue between the elves and shoemaker using the hints. (E8 25) |
| | Reading | Reads and locates | Matches the | | |

| | | | | | |
|--|-----------|---|---|--|---|
| | | words in the passage to describe the elves. | character with dialogues. (E8 16) | | |
| Lesson - 3 Measure for Measure | Learning | Identifies the characters of a story. (E8 14) | Can write synonyms of different words like, joy, generous, brilliant etc. | Can justify the meaning of the title 'Measure for Measure' (E8 15) | Imagines and creates the end of the story himself. (E8 14) |
| | Speaking | Can recall the things liked by Krishna Dev Ray. | Uses the words in his own sentences. (E8 16) | | |
| | Reading | Listens to the story and fill in the blanks given in the worksheet. | | | |
| Lesson - 4 The tree that never stopped giving | Listening | Will be able to respond to the simple questions based on the given picture. | Identifies the sequence of the story for example identifies the things that the tree gave all its (E8 14) | Understand the meaning of the difficult words in the lesson. (E8 16) | Can write an autobiography of a tree in two sentences with given hints. (E8 22) |
| | | Listen and understand the story and responds to simple questions. | Writes about the man's relation to tree. (E8 21) | Discuss the reasons of the happiness of tree even after giving everything to the writer. (E8 15) | |
| Lesson - 5 Alice in wonderland | Learning | | | | |
| | Speaking | Will be able to list the words related to playing cards | | | Will be able to speak about his/ her favourite game. (E8 06) |
| | Reading | | Read textual material with | | |

| | | | | | |
|---------------------------------------|------------|---|--|---|---|
| | | | comprehension. (E8 13) | | |
| | Writing | Writes answers to textual question. (E8 23) | | | |
| Lesson - 6 From a Railway Carriage | Listening | Will be able to listen to passage and order the picture. | | | |
| | Speaking | Will be able to recite the poem. (E8 10) | | Will be able to participate in Role-play. (E8 10) | |
| | Reading | | Will be able to read the poems and understand comparisons given in the poem. (E8 15) | | |
| | Writing | Will be able to answer textual questions. (E8 23) | | | |
| | Vocabulary | Will be able to refer dictionary. (E8 18) | | | |
| | Grammar | | | Will be able to communicate using grammatical forms (comparison of adjectives) E8 20) | |
| Lesson - 7 Every day heroes | Listening | Will be able to listen to a passage and complete the table. | | | |
| | Speaking | | | | Will be able to speak about similar real life |

| | | | | | |
|------------------------------|------------|--|--|---|---|
| | | | | | experiences. (E8 11) |
| | Reading | | Will be able to read and express (E8 08) | | |
| | Writing | Will be able to answer textual questions. (E8 23) | | | Will be able to write a letter. (E8 24) |
| | Vocabulary | | | | |
| | Grammar | | | Will be able to use grammatical forms (clauses) (E8 20) | |
| Lesson - 8 At School | Learning | Will be able to listen and complete the table. | | | |
| | Speaking | | Will be able to interpret proverbs. (E8 12) | Will be able to ask questions. (E8 09) | Will be able to narrate school life experience. (E8 11) |
| | Reading | | Will be able to read with comprehension. (E8 13) | | |
| | Writing | Will be able to write answers to textual questions. (E8 23) | | | Will be able to write a paragraph. (E8 21, 22) |
| | Vocabulary | Will be able to refer dictionary. (E8 18) | | | |
| Lesson - 9 Beats in Memor | Listening | Will be able to listen and fill in the blanks related the facts in the lesson. | | | |
| | Speaking | Will be able to speak about Devdas | | | |

| | | | | | |
|---|-----------|--|--|---|---|
| | | Banjare. (E8 06) | | | |
| | Reading | | | | Will be able to read a passage and compare and contrast between Teejan Bai and Devdas Banjare. (E8 15) |
| | Writing | Will be able to answer textual questions. (E8 23) | | | Will be able to write a paragraph. (E8 21, 22) |
| Lesson - 10 A place fit far Goda to many (Article) | Listening | Will be able to answer small questions based on text | Talks about the myths attached to Madurai. (E8 06) | Reads the article on different city and compare it with madurai. (E8 15) | Writes an invitation to invite friends to attend the wedding festival of Gods. (E8 24) |
| | | | Can fill in the blanks on the events of meanings of Goddess meenakshi. | Can make new words by using suffix 'ness' eg. Sweetenss happiness etc. (E8 16) | |
| Lesson - 11 Sympathy Poem | Learning | Will be able to listen to the poem to understand rhyme & | Discuss the picture in pairs and explain and assume what the poem must be colour | Explain the feelings of the bird and girl for needs other. (E8 06) | Imagine himself in the plac of bird and describe the condition of girl to his friend in a letter using the adjectives given as hints. (E8 24) |
| | | Recite the poem. | Find the rhyming words in poem | Can auange the jumbled words to frame a correct sentence eg. On th hill, big sat girl, a. (E8 07) | |
| | | | Describe the girl and | | |

| | | | | | |
|--|---------------------------------------|---|--|--|---|
| | | | the bird. (E8 11) | | |
| Lesson - 12 Children ask Kalam (Interview) | Listening | Will be able to give general information about Abdul Kalam | Match the questions asked in the lesson with the given answer. (E8 12) | Frame questions to take interview of people in different profession. | Imagine you are a press reporter take an interview of you CM an present it in writing form. (E8 25) |
| | | Read the lesson and answers the question based on it. (E8 12) | Summarize the answers given by Abdul Kalam. (E8 23) | Can match different proverbs and their meaning. (E8 12) | |
| Lesson - 13 Sayani | Listening Speaking Reading Writing | Will be able to read advertisements and understand the information given in it. | Will be able to explain why we should buy packed food | Will be able pepare advertisements. For example to open a nursery of plants. (E8 21) | Will be able to write a message to make people aware about evnironment protection. |
| | | Will be able to identify out the correct mark of ISI | Will be able to tell how to buy pre sold | | |
| | | Will be to identify the prize money given and the persons to whom it is given. | | | |

दीक्षा एप कैसे इनस्टॉल करें ?


दीक्षा एप का उपयोग क्यों ?

- आसानी से कंटेंट एक्सेस - राज्य की सारी ई-सामग्री को दीक्षा पर देखा और पढ़ा जा सकता है वो भी बिना QR स्कैन किए
- डौनलोडेड कंटेंट का ऑफलाइन रखाव - एक बार डाउनलोड किए गए कंटेंट को बिना इंटरनेट कनेक्शन के दोबारा एक्सेस किया जा सकता है ।
- बेहतर यूजर इंटरफ़ेस और तेज़ रफ़्तार से कंटेंट लोडिंग ।

दीक्षा एप को इनस्टॉल करने की पूर्वापेक्षाएँ :

- एंड्राइड OS 5.0 एवं उससे ऊपर का मोबाईल
- दीक्षा मोबाईल एप डाउनलोड और इनस्टॉल करने के लिए प्लेस्टोर एक्सेस करें।

1



प्लेस्टोर पर क्लिक करें।

2



सर्च-बॉक्स में दीक्षा टाइप करें

3



इनस्टॉल करने के बाद एप को ओपन करें

4



अपनी पसंदीदा भाषा चुनिये।

5



अपनी भूमिका का चयन करें - शिक्षक या विद्यार्थी।

6



एप को एक्सेस दें।

7



स्कैन पर क्लिक करें।

8



कैमरा को पाठ्यपुस्तक के QR कोड पर फोकस करें।

9

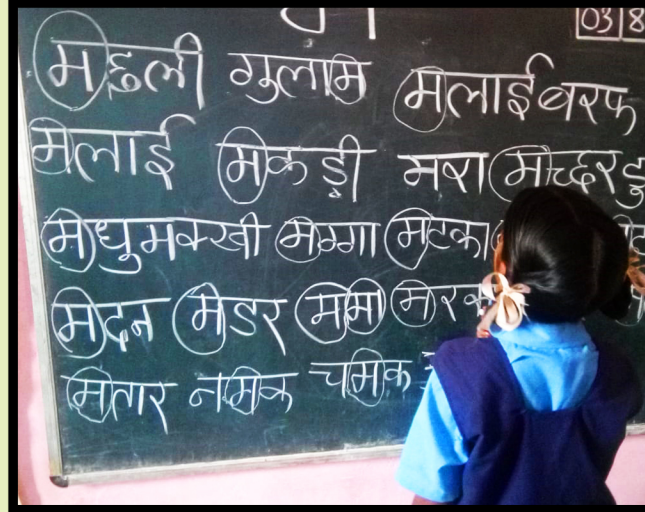


विषयवस्तु को प्ले करें।

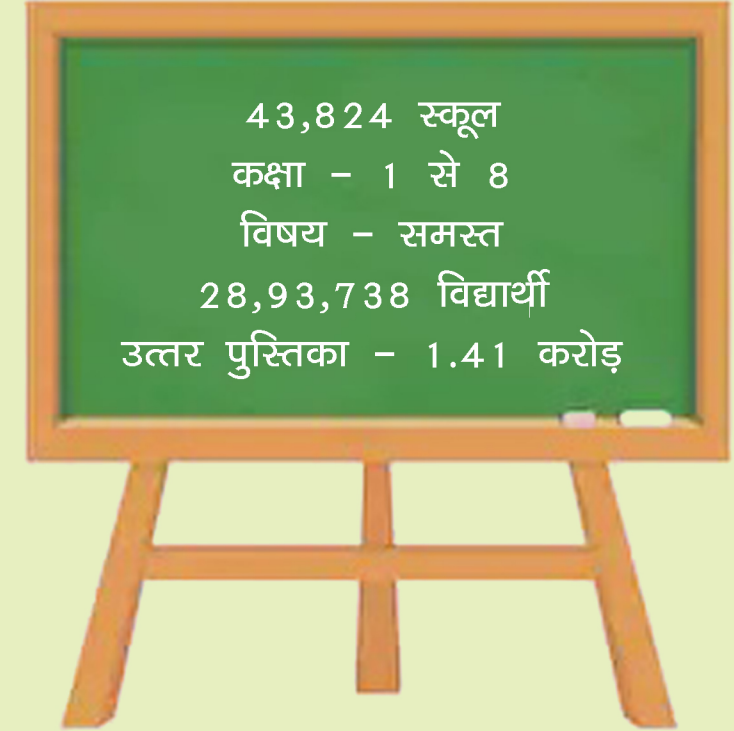


सीखें कभी भी कहीं भी

समरूपता, वैधता, विश्वसनीयता



एस. एल. ए. आंकड़ों में



43,824 स्कूल

कक्षा - 1 से 8

विषय - समस्त

28,93,738 विद्यार्थी

उत्तर पुस्तिका - 1.41 करोड़